





























BURS

Medium-Length Burs

MicroAire®

Drill with Built-on Medium Bur Guard

Models 1140, 1910, 1910T, 1930, 1932, 1940, 1940T, 2100, 2120, 2130, 2910, 2950, 5930, 6100, 6120, and 6130. Also fits Linvatec® Micro Drills with Medium Bur Guard.

Type	Part No.	Head Size Diameter (mm)	Head Length (mm)	# of Flutes	Overall Length (mm)	 CAUTION: Do not use burs with head diameters larger than 4mm in the 1910, 1910T, 2130, 2910, 2950, or 6130 High Speed Drills. The burs may break and cause injury. Length must be between 47.8mm–56.9mm. Do not use long burs without the proper bur guard.
End-Side Cut Carbide (Suture Holes)	ZB-100	0.8	4.6	6	50.8	
	ZB-101	1	5.1	6	50.8	
Side-Cut Carbide	ZB-104	1.5	7.6	6	50.8	
	ZB-102	1.5	10.2	6	50.8	
Side-Cut Tapered Carbide	ZB-103	1	5.1	6	50.8	
	ZB-106	2	7.6	6	50.8	
	ZB-113	2	5	6	50.8	
	ZB-114	2	19.1	6	56.9	
	ZB-112	2.3	31.5	4	66.5	
Lindemann Stainless Steel	ZB-121	1	1	6	50.8	
	ZB-122	1.5	1.5	6	50.8	
	ZB-124	2	2	6	50.8	
	ZB-125	2.4	2.4	6	50.8	
	ZB-126	3	3	8	50.8	
	ZB-128	4	4	8	48.3	
	ZB-130	5	5	10	48.3	
	ZB-132	6.5	6.5	10	48.3	
Round-Cut Carbide	ZB-136	4	7.9	8	47.8	
	ZB-138	5.5	9.9	10	47.8	
Oval-Cut Carbide	ZB-142	2	8.6	4	57.2	
	ZB-143	3	13.7	5	61.2	
	ZB-144	4	16.8	6	62	
	ZB-145	5	18.5	8	63	
Swanson Pilot Point Reamer	ZB-142	2	8.6	4	57.2	
	ZB-143	3	13.7	5	61.2	
	ZB-144	4	16.8	6	62	
	ZB-145	5	18.5	8	63	

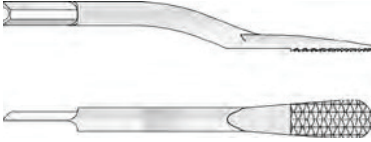
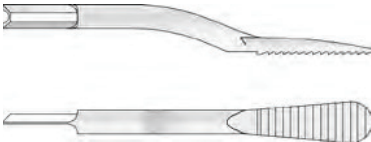
RASPS

Rasps

MicroAire®

Reciprocating Saw






Model 1400

Type	Part No.	Width (mm)	Usable Length (mm)	
Cross-Serrated	1400-011	5.3	11	
Cottle	1400-013	5.6	15.5	

MicroAire®

Reciprocating Saw

Models 1945, 2420, 1915, 1915T, 5945, 6400 and 6420

Type	Part No.	Width (mm)	Usable Length (mm)	
Small Straight-Cut	ZR-080	5.5	9.5	
Large Straight-Cut	ZR-081	6.5	12.5	
Small Cross-Cut	ZR-082	5.5	9.5	
Large Cross-Cut	ZR-083	6.5	12.5	
Small Intramedullary	ZR-084	5.3	24.5	
Large Intramedullary	ZR-085	9.5	30.5	